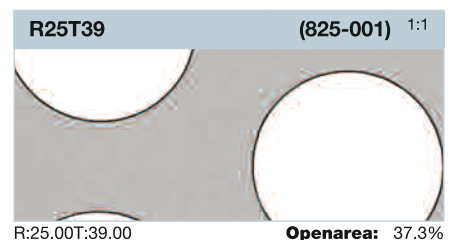
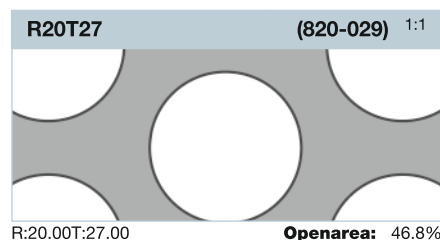
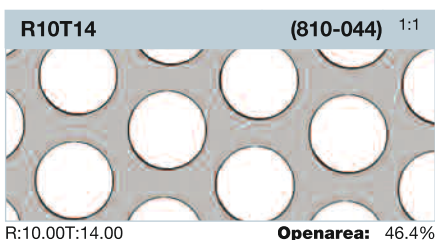
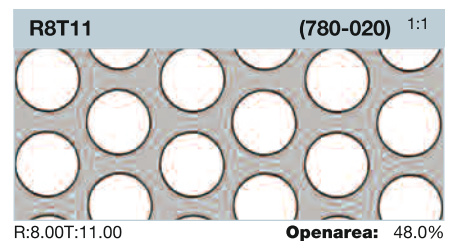
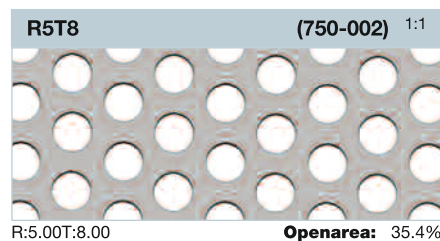
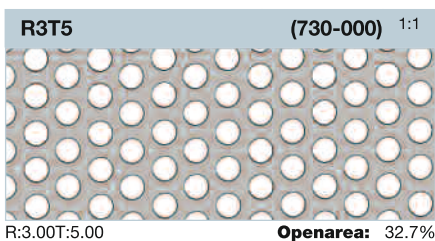
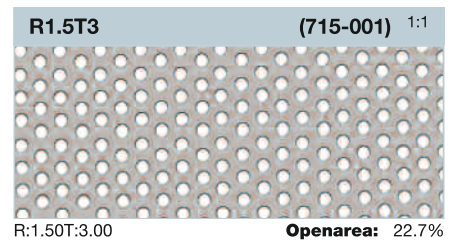
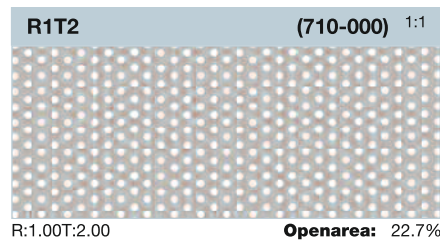
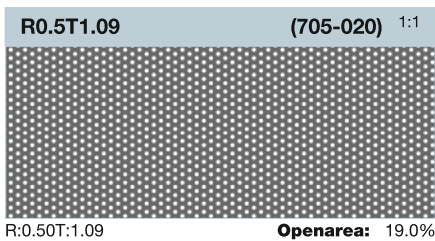


**Triangularpitch-afewexamples**

No.	R	T	Openarea
R2T3	2.00	3.50	29.6%
R3T4	3.00	4.00	51.0%
R3T5	3.00	5.00	32.7%
R4T5	4.00	5.00	58.0%
R4T7	4.00	7.00	29.6%
R5T8	5.00	8.00	35.4%
R6T9	6.00	9.00	40.3%
R7T10	7.00	10.00	44.4%
R8T11	8.00	11.00	48.0%
R10T14	10.00	14.00	46.4%
R10T6	10.00	16.00	35.4%
R12T6	12.00	16.00	51.0%
R15T21	15.00	21.00	46.3%
R20T27	20.00	27.00	46.8%
R25T39	25.00	39.00	37.3%
R30T8	30.00	35.00	66.6%

**Triangularpitch-afewexamples**

No.	R	T	Openarea
R0.5T1.09	0.50	1.09	19.0%
R0.75T1.5	0.75	1.50	22.7%
R1T2	1.00	2.00	22.7%
R1.2T2	1.20	2.00	32.7%
R1.5T3	1.50	3.00	22.7%



**Diametru cat si distanta intre gauri pot fi personalizate in functie de necesatile dumneavoastra**